



We put space to work.



MetroMax® Accessories

MetroMax Storage System consists of interchangeable corrosion proof MetroMax i®, corrosion proof MetroMax 4™, and corrosion resistant MetroMax Q® shelves and posts. Note the category (i, 4, Q) above the part number column for compatibility. Accessories listed in this specification sheet are NSF listed unless noted otherwise.

2" (51mm) Stackable Shelf Ledges

- Prevent items from falling off shelves.
- Snap on and off quickly. Easily stacked to contain larger items
- Corrosion proof: Polymer (High-Density Polypropylene) and Type 304 stainless steel.
- Ships assembled.




i Ledge Model No.	4 Ledge Model No.	Q Ledge Model No.	Type	Nominal Length (in.) (mm)	
MXLS18-2S	MAX4-LS18-2S	MQLS18-2S	Side	18	457
—	MAX4-LS21-2S	MQLS21-2S	Side	21	530
MXLS24-2S	MAX4-LS24-2S	MQLS24-2S	Side	24	610
MXL24-2S	MAX4-L24-2S	MQL24-2S	Back	24	610
MXL30-2S	MAX4-L30-2S	MQL30-2S	Back	30	760
MXL36-2S	MAX4-L36-2S	MQL36-2S	Back	36	914
MXL42-2S	MAX4-L42-2S	MQL42-2S	Back	42	1066
MXL48-2S	MAX4-L48-2S	MQL48-2S	Back	48	1219
MXL54-2S	MAX4-L54-2S	MQL54-2S	Back	54	1370
MXL60-2S	MAX4-L60-2S	MQL60-2S	Back	60	1524
MXL72-2S	—	MQL72-2S	Back	72	1829



8" (203mm) Shelf Dividers — standard duty

- Use to create organized compartments or to simply separate shelf contents.
- Easily repositioned on grid and solid shelves.
- Corrosion proof: Polymer (High-Density Polypropylene).
- Three-piece design — Ships assembled.

i Ledge Model No.	4 Ledge Model No.	Q Ledge Model No.	Nominal Length (in.) (mm)	
MXD18-8	MAX4-D18-8	MQD18-8	18	457
MXD24-8	MAX4-D24-8	MQD24-8	24	610



8" (203mm) Universal Shelf Dividers — light duty, for open grid shelves

- Maximum flexibility: Can be repositioned along the entire shelf.
- Easiest divider to install.
- Three-piece design; clips connect to any open grid or wire shelf; divider panel then drops into place. Does not attach to solid shelves.
- Corrosion proof: Polymer (High-Density Polypropylene).

i, 4, and Q Model No.	Fits Shelf Depth	Nominal Length (in.) (mm)	
MUD18-8	18", 21" (457, 530mm)	18	457
MUD24-8	24" (610mm)	24	610

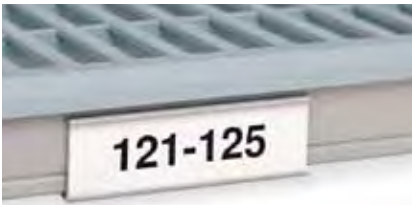


Replacement clips: **Model No. DCLIP** Bag of (2)





MetroMax® Accessories



MetroMax i Label Holder

MetroMax i® Label Holder

- Designed to accept label cards or adhesive labels. Slot measures approximately 1 1/4" (32mm).

i Model No.	Actual Length		Fits Shelf		Approx. Pkd. Wt.	
	(in.)	(mm)	(in.)	(mm)	(lbs.)	(kg)
9989PX	1 x 4 1/2	25.4 x 114	All		.03	.01
9989X1	1 x 11 9/32	25.4 x 285	24	610	.14	.06
9989X3	1 x 23 9/32	25.4 x 590	36	914	.30	.13
9989X5	1 x 35 9/32	25.4 x 895	48	1219	.40	.18



MetroMax Q Label Holder

MetroMax Q® Label Holder

- Designed to accept label cards or adhesive labels. Slot measures approximately 1 1/4" (32mm).

Q Label Holder Model No.	Actual Length		Fits Shelf		Approx. Pkd. Wt.	
	(in.)	(mm)	(in.)	(mm)	(lbs.)	(kg)
MQ04LH	4	102	All		.03	.01
MQ24LH	15 7/16	392	24	610	.14	.06
MQ36LH	27 7/16	697	36	914	.30	.13
MQ48LH	39 7/16	1002	48	1219	.40	.18
MQ60LH	51 7/16	1307	60	1524	.50	.22
MQ72LH	63 7/16	1611	72	1825	.60	.27



MetroMax 4 Label Holder

MetroMax 4™ Label Holder

- Designed to accept label cards or adhesive labels. Slot measures approximately 1" (25mm).

4 Model No.	Actual Length		Fits Shelf		Approx. Pkd. Wt.	
	(in.)	(mm)	(in.)	(mm)	(lbs.)	(kg)
MAX4-9989PX	4	102	All		.03	.01

Color Shelf Markers

- Attach easily to shelf for content identification.
- Available in seven standard colors.
- i and Q versions available.

i Model No.	Q Model No.	Shelf Marker Color	Length	
			(in.)	(mm)
CSM6-BX	CSM6-BQ	Blue	6	152
CSM6-GX	CSM6-GQ	Green	6	152
CSM6-RX	CSM6-RQ	Red	6	152
CSM6-TX	CSM6-TQ	Tan	6	152
CSM6-WX	CSM6-WQ	White	6	152
CSM6-YX	CSM6-YQ	Yellow	6	152
CSM6-GRX	CSM6-GRQ	Gray	6	152



MetroMax i with direct mount supports

Wall Mount Shelving

- MetroMax i shelf can be mounted to Metro shelf supports using the MetroMax i corner adapter kit. Model No. **M9997-4** Bag of four adapters.
- MetroMax 4 shelf can be mounted to Metro shelf supports using the MetroMax 4 corner adapter kit. Model No. **MAX4-9997-4** Bag of four adapters.
- MetroMax Q shelf mounts to Metro shelf supports without the need for adapters.

NOTE: All MetroMax platform shelves can be used with direct mount or post type shelf supports (reference spec sheet 10.40) or SmartWall shelf support (reference spec sheet 10.42).



Post Clamp

Adds stability by joining posts of two separate units together. With it, each unit is supported by four posts and buttressed by the adjacent unit.

Stainless Steel.
Model No. 9994X



Foot Plate

Used to add stability to the shelving unit or to bolt units to the floor.

Model No. Zinc: 9993Z
Model No. Stainless Steel: 9993S

MetroMax[®] Accessories

Shelf-to-Shelf Dividers

- Create full height compartments to fully organize the storage cube between two shelves.
- Can be used as a side ledge or interior divider.
- Compatible with any MetroMax i, MetroMax 4 or MetroMax Q open grid shelf or Metro wire shelf.
- Consists of a divider assembly and (4) mounting clips.

Divider assembly: high-density polypropylene 4" (102mm) panels and stainless steel rods.

Mounting clips: high-density polyethylene (HDPE)

i, 4 and Q Model No.	Fits Shelf Depth		Nominal Length	
	(in.)	(mm)	(in.)	(mm)
MD18-16	18, 21	457, 530	16	406
MD18-20	18, 21	457, 530	20	508
MD18-24	18, 21	457, 530	24	610
MD24-16	24	610	16	406
MD24-20	24	610	20	508
MD24-24	24	610	24	610

Replacement mounting clips may be ordered.

RPM3-S2SBAG Bag of (4) clips



Enclosure Panels

- An efficient way of enclosing the sides and back of all shelves in a unit to contain stored contents.
- Slot opening: 3" W x 37/8" H (76 x 98mm).
- Designed to work on MetroMax i, MetroMax 4, and MetroMax Q units. Mounting clips included.
- CRS wire with durable taupe epoxy finish. Mounting clips — Acetyl
- Replacement mounting clips for enclosures.

MetroMax i: **[Model No. RPMX3-RODTAB]** Bag of (8) clips

MetroMax 4: **[Model No. RPMX4-RODTAB]** Bag of (8) clips

MetroMax Q: **[Model No. RPMQ3-RODTAB]** Bag of (8) clips + (1) enclosure adapter

i, 4 and Q Model No.	Width/Height		For Use With Post Height		For Use With Shelf Width		Approx. Pkd. Wt.	
	(in.)	(mm)	(in.)	(mm)	(in.)	(mm)	(lbs.)	(kg)
MEP35E	12 ³ / ₈ x51 ¹ / ₄	315x1300	54	1370	18	457	6 ¹ / ₄	2.8
MEP36E	12 ³ / ₈ x59 ¹ / ₄	315x1505	63	1600	18	457	7	3.2
MEP37E	12 ³ / ₈ x71 ¹ / ₄	315x1810	74	1880	18	457	8 ³ / ₄	4.0
MEP55E	18 ³ / ₈ x51 ¹ / ₄	467x1300	54	1370	24	610	9	4.1
MEP56E	18 ³ / ₈ x59 ¹ / ₄	467x1505	63	1600	24	610	10 ¹ / ₄	4.7
MEP57E	18 ³ / ₈ x71 ¹ / ₄	467x1810	74	1880	24	610	11 ³ / ₄	5.3

Panels Required to Enclose Both Ends of Shelving Unit or Cart

Post Height	Shelf Width		
	18" (457mm)	21" (530mm)	24" (610mm)
54" (1370mm)	(2) MEP35E	(2) MEP55E	(2) MEP55E
63" (1600mm)	(2) MEP36E	(2) MEP56E	(2) MEP56E
74" (1800mm)	(2) MEP37E	(2) MEP57E	(2) MEP57E

Post Height	Shelf Length						
	30" (760mm)	36" (914mm)	42" (1066mm)	48" (1219mm)	54" (1370mm)	60" (1524mm)	72" (1825mm)
54" (1370mm)	(2) MEP35E	(1) MEP35E	(2) MEP35E	(2) MEP35E	(1) MEP35E	(1) MEP35E	(1) MEP35E
		(1) MEP55E	(2) MEP55E	(1) MEP55E	(2) MEP55E	(3) MEP55E	(3) MEP55E
63" (1600mm)	(2) MEP36E	(1) MEP36E	(2) MEP36E	(2) MEP36E	(1) MEP36E	(1) MEP36E	(1) MEP36E
		(1) MEP56E	(2) MEP56E	(1) MEP56E	(2) MEP56E	(3) MEP56E	(3) MEP56E
74" (1880mm)	(2) MEP37E	(1) MEP37E	(2) MEP37E	(2) MEP37E	(1) MEP37E	(1) MEP37E	(1) MEP37E
		(1) MEP57E	(2) MEP57E	(1) MEP57E	(2) MEP57E	(3) MEP57E	(3) MEP57E



Enclosure Panel



MetroMax[®] Accessories



Drop in baskets are sized to optimally fill out the space on a MetroMax i shelf frame.

Storage Level Frames

- Open four sided frames accommodate drop-in accessories including wire baskets and stainless drying racks.
- Includes corrosion proof MetroMax i frame and a bag of wedges

Model No.	Nominal Exterior Width		Frame Interior Length		Width/Length		Approx. Pkd. Wt.	
	(in.)	(mm)	(in.)	(mm)	(in.)	(mm)	(lbs.)	(kg)
M4F1836	18	457	36	914	18x32	457x810	7	3.2
M4F2424	24	610	24	610	24x20	610x510	7 ¹ / ₂	3.4
M4F2436	24	610	36	914	24x32	610x810	11 ¹ / ₄	5.1
M4F2442	24	610	42	1060	24x38	610x965	13 ¹ / ₄	6.0
M4F2448	24	610	48	1220	24x44	610x1120	15	6.8
M4F2460	24	610	60	1524	24x56	610x1370	18 ³ / ₄	8.5



NOTE: Wire baskets can be retrofitted to MetroMax i or MetroMax 4 shelves.

MetroMax i: Remove the mats center beams and drop in the baskets.

MetroMax 4: Remove the mats and drop in the baskets.

Wire baskets can complement a MetroMax 4 shelf. If the requirement is to completely fill out the space with baskets, use a MetroMax i storage level frame.

Wire Baskets

- Conveniently hold small items
- 9" (229mm) deep
- Built in storage handles allow easy removal
- Corrosion resistant taupe epoxy finish (Note: epoxy over a zinc substrate)
- Weight Capacity: 50 lbs. (23kg)

Model No.	Nominal Width		Nominal Length		Approx. Pkd. Wt.	
	(in.)	(mm)	(in.)	(mm)	(lbs.)	(kg)
MB2416XE	24	610	16	406	10	4.5
MB2422XE	24	610	22	560	12	5.5

NOTE: MB2422XE is not adaptable to 24" (610mm) long MetroMax i storage level frames

Configuration Chart — MetroMax i

Frame	Qty. to Fill Out Shelf Frame	
	MB2416XE	MB2422XE
M4F2436	2	
M4F2442	1	1
M4F2448		2
M4F2460	2	1

Configuration Chart — MetroMax 4

Shelf	Qty. to Fill Out Shelf Frame	
	MB2416XE	MB2422XE
MAX4-2436G		1
MAX4-2442G	2	
MAX4-2448G	1	1
MAX4-2460G	3	

NOTE: Remove the shelf mats to install the drop in basket.



I.V. Storage Basket

- Corrosion resistant taupe epoxy finish (Note: epoxy over a zinc substrate)
- Can be mounted level or at 10 degree slant
- Fits a 24" (610mm) deep MetroMax i shelf
- Weight Capacity: 50 lbs. (23kg)

Model No. IVB1

See Spec Sheet 30.20 for detail.

Configuration Chart

Frame	Qty. to Fill Out Shelf Frame
	IVB1
M4F2424	1
M4F2442	2
M4F2460	3



Glassware Handling Basket

Vinyl coated. Fits 18 x 36" 457 x 914mm) MetroMax i frame.

Model No. GWBSKT36

See Spec Sheet 52.01 for detail.

Not NSF listed.

MetroMax[®] Accessories

Stainless Steel Drop-in Racks


- Open wire design to safely dry pots, pans, and containers
- To create a storage level with stainless drop-in order the following
 - Qty. 1 Drop-in rack
 - Qty. 1 4-sided MetroMax i frame
 - Qty. 1 MetroMax i center beam
- Can be retrofitted to existing MetroMax i shelves. Simply remove the mats and drop in the stainless drying rack.
- Center beams: RPMX36-CBEAM, RPMX48-CBEAM, RPMX60-CBEAM



i Model No.	Width (in.) (mm)		Length (in.) (mm)		Height (in.) (mm)		Wire Spacing (in.) (mm)		Approx. Pkd. Wt. (lbs.) (kg)	
DR36S	24	610	33 ⁷ / ₈	860	5 ¹ / ₄	133	³ / ₄	19	9	4.1
DR48S	24	610	45 ⁷ / ₈	1165	5 ¹ / ₄	133	³ / ₄	19	12	5.4
DR60S	24	610	57 ⁷ / ₈	1470	5 ¹ / ₄	133	³ / ₄	19	15	6.8

Cutting Board and Tray Drying Rack System

- Rack is mounted to standard MetroMax i or MetroMax Q shelf.
- Promotes safe air drying of cutting boards and trays.
- 1¹/₈" (28mm) and 3" (76mm) slide spacing available.



i and Q Model No.	Fits Shelf (in.) (mm)		Upright Spacing (in.) (mm)		Upright Height (in.) (mm)		Tray Capacity	Approx. Pkd. Wt. (lbs.) (kg)	
MTR2436XE	24x36	457x914	1 ¹ / ₈	28	6	150	24	13.5	6.1
MTR2448XE	24x48	457x1219	1 ¹ / ₈	28	6	150	34	18.0	8.2
MTR2460XE	24x60	457x1524	1 ¹ / ₈	28	6	150	42	22.5	10.2
MTR2436XEA	24x36	457x914	3	76	6	150	10	9.8	4.4
MTR2448XEA	24x48	457x1219	3	76	6	150	14	13.0	5.9
MTR2460XEA	24x60	457x1524	3	76	6	150	17	16.3	7.4

Can Rack System

- Front loading, front dispensing can rack holds eight #10 cans or twelve #5 cans.
- Tough, corrosion resistant taupe epoxy finish.
- Mounts on any MetroMax i or MetroMax Q shelf.



i and Q Model No.	Width/Length/Height (in.) (mm)		Approx. Pkd. Wt. (lbs.) (kg)
CR24E	7 ⁷ / ₈ x25 ⁵ / ₁₆ x15	200x643x381	10 4.5

3-Sided frames

- 1" (25mm) x 1¹/₂" (38mm) structural steel tubing. Includes tri-lobal adapters to attach to posts.
(Replacement adapters: **Model No. MTLA** bag of 4)
- Corrosion resistant taupe epoxy finish.
- Use when configuring work tables or as a 3-sided ledge to contain bulky items.



i, 4 and Q Model No.	Nominal Width (in.) (mm)		Nominal Length (in.) (mm)		Approx. Pkd. Wt. (lbs.) (kg)	
M3TF2424E	24	610	24	610	12	5.4
M3TF2430E	24	610	30	760	13	5.7
M3TF2436E	24	610	36	914	14	6.4
M3TF2448E	24	610	48	1220	18	8.2
M3TF2460E	24	610	60	1524	20	9.1



MetroMax® Accessories

Stem Casters

- Promotes easy cleaning. Casters allow shelving units to be moved easily for access to floors and walls.
- Efficient Transport: Create a cart to efficiently move supplies throughout a facility or campus.

Polymer Stem Casters

- Corrosion resistant performance: all-polymer horn, stainless steel axle, 5" (127mm) diameter polyurethane wheel, sleeve-style axle bearing, and an optional toe-operated brake mechanism. **Note:** the stem and swivel raceway are plated steel.
- Models available with antimicrobial product protection built into the tread.
- Load rating of 300 lbs. (135kg) and a temperature range from -20° to 120° F (-29° to 49° C) [continuous].
- Bumpers included.



5PCX

5PCBX

Rigid stem casters are often ordered two per unit for improved tracking and handling. Rigid caster channel is provided with each two rigid stem casters at no charge.



5MPX

Model No.	Model No. Antimicrobial.	Wheel Diameter (in.) (mm)	Face (in.) (mm)	Load Rating (lbs.) (kg)	Type	Temperature Range (Continuous Usage) (Fahrenheit) (Celsius)	Approx. Pkd. Wt. (lbs.) (kg)
5PCX	5PCXM	5 127	1 1/4 32	300 135	Stem/Swivel	-20°-120° -29°-49°	2 0.9
5PCBX	5PCBXM	5 127	1 1/4 32	300 135	Stem/Brake	-20°-120° -29°-49°	2 0.9
5PCR	—	5 127	1 1/4 32	300 135	Stem/Rigid*	-20°-120° -29°-49°	2 0.9

***Note 1:** Rigid casters are held in place by a connecting channel. When ordering, shelf width **must** be provided. Rigid connecting channel (aluminum) for 5PCR caster: Model No. P18RC, P21RC, P24RC.

Note 2: Not suitable for cart wash and autoclave applications.

Standard Stem Casters

- Plated caster horns and hardware. Bumper included with each caster.
- Swivel, Swivel with Brakes, and Rigid Caster options available.

Model No.	Wheel Diameter (in.) (mm)	Face (in.) (mm)	Load Rating (lbs.) (kg)	Type	Wheel Tread	Temperature Range (Continuous Usage) (Fahrenheit) (Celsius)	Approx. Pkd. Wt. (lbs.) (kg)
5MX	5 127	1 1/4 32	200 90	Stem/Swivel	Resilient, Flat	-30°-160° -34°-71°	2 1/2 1.1
5MBX	5 127	1 1/4 32	200 90	Stem/Brake	Resilient, Flat	-30°-160° -34°-71°	2 5/8 1.2
5MRX	5 127	1 1/4 32	200 90	Stem/Rigid*	Resilient, Flat	-30°-160° -34°-71°	3 1/2 1.5
5MDXA	5 127	1 1/4 32	250 113	Stem/Swivel	High Modulus Donut	-40°-180° -40°-82°	2 1/2 1.1
5MDBXA	5 127	1 1/4 32	250 113	Stem/Brake	High Modulus Donut	-40°-180° -40°-82°	2 5/8 1.2
5MDRXA	5 127	1 1/4 32	250 113	Stem/Rigid*	High Modulus Donut	-40°-180° -40°-82°	2 3/8 1.1
5MPX	5 127	1 1/4 32	300 135	Stem/Swivel	Polyurethane, Flat	-30°-180° -34°-82°	2 1/8 0.9
5MPBX	5 127	1 1/4 32	300 135	Stem/Brake	Polyurethane, Flat	-30°-180° -34°-82°	2 1/4 1
5MPRX	5 127	1 1/4 32	300 135	Stem/Rigid*	Polyurethane, Flat	-30°-180° -34°-82°	2 0.9

***Note:** Rigid casters are held in place by a connecting channel. When ordering, shelf width **must** be provided. Rigid connecting channel (stainless steel): Model No. 18RS, 21RS, or 24RS.

Stainless Steel Cart-Washable Stem Casters

- Stainless horn, axle, and stem with sealed bearings. Bumper included with each caster.

Model No.	Wheel Diameter (in.) (mm)	Face (in.) (mm)	Load Rating (lbs.) (kg)	Type	Wheel Tread	Temperature Range (Continuous Usage) (Fahrenheit) (Celsius)	Approx. Pkd. Wt. (lbs.) (kg)
5MPXGSA	5 127	1 1/4 32	300 135	Stem/Swivel	Polyurethane, Flat	-30°-180° -34°-82°	2 1/8 0.9
5MPBXGSA	5 127	1 1/4 32	300 135	Stem/Brake	Polyurethane, Flat	-30°-180° -34°-82°	2 1/4 1
5MPRXGSA	5 127	1 1/4 32	300 135	Stem/Rigid*	Polyurethane, Flat	-30°-180° -34°-82°	2 0.9

***Note:** Rigid casters are held in place by a connecting channel. When ordering, shelf width **must** be provided. Rigid connecting channel (stainless steel): Model No. 18RS, 21RS, or 24RS.

Replacement Bumper for MetroMax i® and MetroMax Q®

Model No. M9992DBX



Replacement Bumper

Truck Dolly Bases

For heavy duty mobile applications. Truck dollies are available in aluminum or stainless construction with corner bumpers or wrap-around bumpers. For more information, refer to Spec Sheet 11.37.



Truck Dolly Base


MetroMax shelving mounts to truck dolly bases with the included dolly hardware.

MetroMax[®] Accessories

Super Slide

- Mounts to 24" (610mm) deep shelves.
- Easily attaches to the shelf frame (under the mats) and is sized to hold 3", 5", 6", and 8" (76, 127, 152, 203mm) tall tote boxes.
- Models available for MetroMax i and MetroMax 4.
- Corrosion-resistant taupe epoxy finish.

i	4	Width		Length		Height		Approx. Pkd. Wt.	
Model No.	Model No.	(in.)	(mm)	(in.)	(mm)	(in.)	(mm)	(lbs.)	(kg)
MXSS2E	MAX4-SS2E	20 ³ / ₈	520	21 ⁵ / ₈	550	10 ¹ / ₄	260	5 ¹ / ₄	2



MXSS2E

Metro[®] Tote Boxes for Super Slide System

Model No. White Totes	Model No. Natural Totes	Width/Length		Height		Approx. Pkd. Wt.	
		(in.)	(mm)	(in.)	(mm)	(lbs.)	(kg)
MTB93030W	TB93030NAT	17 ¹ / ₂ x22 ³ / ₈	457x570	3	75	0.44	0.012
MTB93050W	TB93050NAT	17 ¹ / ₂ x22 ³ / ₈	457x570	5	127	0.79	0.022
MTB93060W	TB93060NAT	17 ¹ / ₂ x22 ³ / ₈	457x570	6	150	0.97	0.027
MTB93080W	TB93080NAT	17 ¹ / ₂ x22 ³ / ₈	457x570	8	203	1.32	0.037



Adjustable Slides

- Slides can be adjusted left to right to accommodate a variety of pan, tray, and container sizes.
- MetroMax i and Q models available.
- Corrosion-resistant taupe epoxy finish.

i	Q	Fits Shelf Width		Length	Approx. Pkd. Wt.	
Model No.	Model No.	(in.)	(mm)		(lbs.)	(kg)
MX24SE	MQ24SE	24	610	Adjustable	12 ³ / ₄	6



MX24SE

Handles

Use handles on mobile units to improve maneuvering and ergonomics. Handles fit all MetroMax shelving units. Stainless steel material offers long lasting performance.

Extended Handle

- Type 304 stainless steel handle and reinforced nylon tri-lobal adapters.

i, 4 and Q Model No.	Fits Shelf Depth		Extension Depth (Post to Edge of Handle)		Approx. Pkd. Wt.	
	(in.)	(mm)	(in.)	(mm)	(lbs.)	(kg)
MEH18S	18	457	4.5	113	2.5	1.1
MEH24S	24	610	4.5	113	2.7	1.3

NOTE: Stainless steel fasteners are provided with each handle to secure the handle to the post for heavier duty applications



Extended Handle

Easy-Grip Handle

- Ergonomic design.
- Type 304 stainless steel handle and reinforced nylon tri-lobal adapters.

i, 4 and Q Model No.	Fits Shelf Depth		Extension Depth (Post to Edge of Handle)		Approx. Pkd. Wt.	
	(in.)	(mm)	(in.)	(mm)	(lbs.)	(kg)
MERGH18S	18	457	6	151	2.5	1.1
MERGH24S	24	610	6	151	3.0	1.4

NOTE: Stainless steel fasteners are provided with each handle to secure the handle to the post for heavier duty applications



Easy-Grip Handle

Replacement Tri-Lobal Adapters

Model No. MTLA

4 pair per bag



MTLA



Mounted to polymer post

MetroMax® Accessories

“S” Hooks

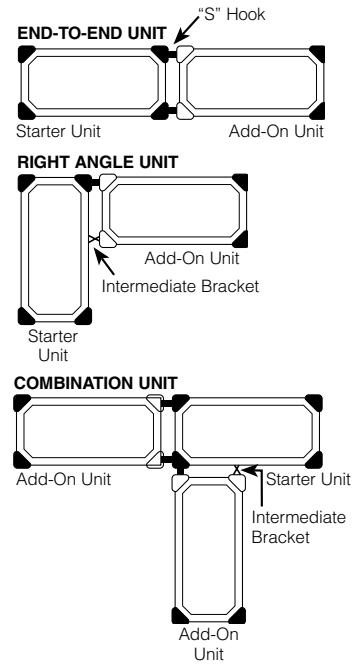
“S” Hooks eliminate the need for adjacent posts saving time and money. Right angle units create open corners in tight spaces for easy access. Use the components below when configuring units from loose shelves and posts.



MetroMax i End-to-End Unit



MetroMax 4 Right Angle Unit



MetroMax i

“S” Hook Kit
Includes (1) “S” Hook and (1) Collar plug.
Model No. **M9995**

Intermediate “S” Hook Kit
Includes (2) “S” hooks and intermediate bracket, (2) Collar plugs.
Model No. **MX9996**

“S” Hooks per storage level	MetroMax i
End-to-End	(2) M9995
Right Angles	(1) MX9996
Combination Unit	(2) M9995 (1) MX9996

MetroMax 4

“S” Hook Kit
Model No. **MAX4-9995**

Intermediate “S” Hook Kit
Model No. **MAX4-9996**

“S” Hooks per storage level	MetroMax 4
End-to-End	(2) MAX4-9995
Right Angles	(1) MAX4-9996
Combination Unit	(2) MAX4-9995 (1) MAX4-9996

MetroMax Q

“S” Hook
Model No. **M9995**

Intermediate “S” Hook Kit
Model No. **Q9995Z**

“S” Hooks per storage level	MetroMax Q
End-to-End	(2) M9995
Right Angles	(1) M9995 (1) Q9995Z
Combination Unit	(3) M9995 (1) Q9995Z